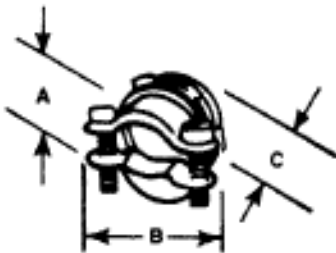


## T&B® Fittings



**T&B Catalog Number:** 3304  
**UPC Number:** 78621003304  
**Description:** 1" Two Screw Connector, Steel-Electro Zinc Plated.

**Status:** Active

### Features

Rounded cable grip and smooth bushing protect the cable sheath and wire insulation. Since saddle is threaded, screws do not travel or extend beyond the connector body as it is clamped to the cable. An extra lip on the saddle closes the unused part of the connector opening.

### Application

To connect non-metallic sheathed cable and flexible cord to a box or an enclosure.

### General

**Material:** Steel  
**Finish:** Electro Zinc Plated

### Dimension Information

**Dimension A (inches):** 1 15/32  
**Dimension B (inches):** 1 7/8  
**Dimension C (inches):** 1 9/32  
**Knockout Size (inches):** 1  
**Cable Opening-Minimum (inches):** 0.690  
**Cable Opening-Maximum (inches):** 0.990

### Packaging

**T&B Inner Pack:** 25  
**Package in Units:** 100  
**T&B Sold in UOM:** Each  
**T&B Weight Per UOM:** 14.85 lbs. per 100

### Application Support

**Product Overview:** Available on Website

### Notes

**\*Note:** U.L. listed and CSA certified for the following single (1) and pairs of (2) NM and NMC cable; (1) 3#8, 3#6, 3#4(2) 2#8, 3#10.

**\*\*Note:** U.L. listed and CSA certified for the following Service Entrance Cables; 2#4 + #6 GND, 2#3 + #5 GND, 2#2 + #4 GND, 3#2 thru 3#2/0, 2#1 + #3

### Certifications

**RoHS Compliance:** Yes

### Certifications



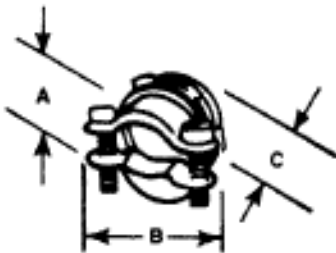
File Nbr:  
E 17583

## T&B® Fittings



**T&B Catalog Number:** 3302-TB  
**UPC Number:** 78621003302  
**Description:** 1/2" Two Screw Connector, Steel-Electro Zinc Plated.

**Status:** Active



### Features

Rounded cable grip and smooth bushing protect the cable sheath and wire insulation. Since saddle is threaded, screws do not travel or extend beyond the connector body as it is clamped to the cable. An extra lip on the saddle closes the unused part of the connector opening.

### Application

To connect non-metallic sheathed cable and flexible cord to a box or an enclosure.

### General

**Material:** Steel  
**Finish:** Electro Zinc Plated

### Dimension Information

**Dimension A (inches):** 31/32  
**Dimension B (inches):** 1 3/8  
**Dimension C (inches):** 1 3/16  
**Knockout Size (inches):** 1/2  
**Cable Opening-Minimum (inches):** 0.250  
**Cable Opening-Maximum (inches):** 0.590

### Packaging

**T&B Inner Pack:** 100  
**Package in Units:** 500  
**T&B Sold in UOM:** Each  
**T&B Weight Per UOM:** 6.27 lbs. per 100

### Application Support

**Product Overview:** Available on Website

### Notes

**\*Note:** U.L. listed and CSA certified for the following single (1) and pairs of (2) NM and NMC cable; (1) 2#14, 2#12, 2#10, 3#14, 3#12, 3#10, (2) 2#14, 2#12.

**\*\*Note:** U.L. listed and CSA certified for the following Service Entrance Cables; 2#12 thru 2#4, 3#12, 3#10.

### Certifications

**RoHS Compliance:** Yes

### Certifications



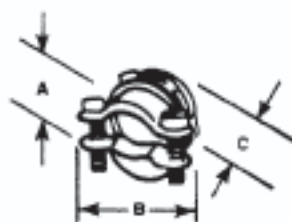
File Nbr:  
E 17583

## Non-Metallic Sheathed Cable Fittings

### Steel or malleable iron. Two-Screw Connectors

Rounded cable grip and smooth bushing protect the cable sheath and wire insulation. Because saddle is threaded, screws do not travel or extend beyond the connector body as it is clamped to the cable. An extra lip on the saddle closes the unused part of the connector opening.

- Threaded saddle means screws don't travel or extend beyond connector body as it's clamped to cable
- Extra lip on saddle closes unused part of connector opening
- Steel or malleable iron construction
- Look for the unique T&B blue color ensuring the highest quality fitting



NON-INSULATED CAT. NO.	INSULATED CAT. NO.	K.O. SIZE	UL LISTED & CSA CERTIFIED FOR THE FOLLOWING SINGLE (1) AND PAIRS OF (2) NM & NMC CABLE	UL LISTED & CSA CERTIFIED FOR THE FOLLOWING SERVICE ENTRANCE CABLES	IN.			CABLE OPENING	
					A	B	C	MAX.	MIN.
3302-TB*	3302M-TB	1/2"	(1) 2#14, 2#12, 2#10, 3#14, 3#12, 3#10, (2) 2#14, 2#12	2#12 thru 2#4, 3#12, 3#10	3/8"	1 1/4"	1"	.590	.250
3303-TB	3303M	3/8"	(1) 2#8, 2#6, 3#8 (2) 2#12, 2#10, 2#8, 3#14 (1) 3#8, 3#6, 3#4	2#8 thru 2#1/0, 3#8, 3#6, 2#6 + #8 GND	1/4"	1 1/4"	1 1/4"	.750	.530
3304	3304M	1"	(2) 2#8, 3#10 (1) 3#8, 3#6, 3#4	2#1, 2#1/0, 3#6 thru 3#2, 2#4 + #6 GND, 2#3 + #5 GND, 2#2 + #4 GND	1 1/4"	1 1/4"	1 1/4"	.990	.690
3305	3305M	1 1/4"	(2) 2#8, 2#6, 2#4, 3#8	3#2 thru 3#2/0, 2#1 + #3 GND, 2#1/0 + #2 GND, 2#2/0 + #1 GND	1 1/4"	2 1/4"	1 1/4"	1.320	.850
3306	3306M	1 1/2"	(1) 3#4	3#3/0, 3#4/0, 2#3/0 + #1/0 GND, 2#4/0 + #2/0 GND	2 1/4"	2 1/4"	1 1/4"	1.515	.900
3307	3307M	2"	Max. 1.98", Min. 1.15"	—	—	—	—	—	—
3309†	—	2 1/2"	Max. 2.38", Min. 1.5"	—	—	—	—	—	—
3309†	—	3"	Max. 2.88", Min. 1.75"	—	2 1/4"	3 1/4"	1 1/4"	1.980	1.150
3310†	—	3 1/2"	Max. 3.38", Min. 2.25"	—	—	—	—	—	—
3311†	—	4"	Max. 3.88", Min. 2.5"	—	—	—	—	—	—

\*UL Listed for use with rubber and thermoplastic flexible cords (both single and multiple cords and 2 oval cables).

†Not UL Listed or CSA certified.

UL Listed for multiple cords and cables.

CSA File No. 2884

UL File No. E-23013 - 1/2" - 1 1/2"; UL File No. E-15170 - 2"